

Scaled data based on original data using
LM-79-08 Approved Method: Electrical and Photometric Measurements of Solid-
State Lighting Products

Test Report Prepared for
Cooper Lighting Solutions
(formerly Eaton)

Brand: McGRAW-EDISON

Report Number: P387052

Luminaire Tested: **GWC-SA2D-740-U-5WQ**

Issue Date: 3/3/2020

Test Information

Test Method: LM-79-08
Report Number: P387052
TEST IS SCALED FROM IESNA LM-79-08 TEST DATA (G2-1903-205-2)
Test Lab: INNOVATION CENTER
Issue Date: 3/3/2020
Manufacturer: COOPER LIGHTING SOLUTIONS (FORMERLY EATON)
Product Line: MCGRAW-EDISON
Catalog Number: GWC-SA2D-740-U-5WQ
Description: GALLEON WALL LUMINAIRE
(2) 70 CRI, 4000K, 1200mA LIGHTSQUARES WITH 16 LEDS EACH AND TYPE V WIDE OPTICS
Light Source: -
Ballast/Driver: ELECTRONIC DRIVER

Summary

Lumens per Lamp: N/A
Luminaire Lumens: 17056 lumens
Efficiency: N/A
Efficacy: 132.2 lumens/watt
Luminous Opening: Rectangular (W 1' x L: 0.5' x H: 0')
IES Classification: Type V - Short
BUG Rating: B4 - U0 - G2

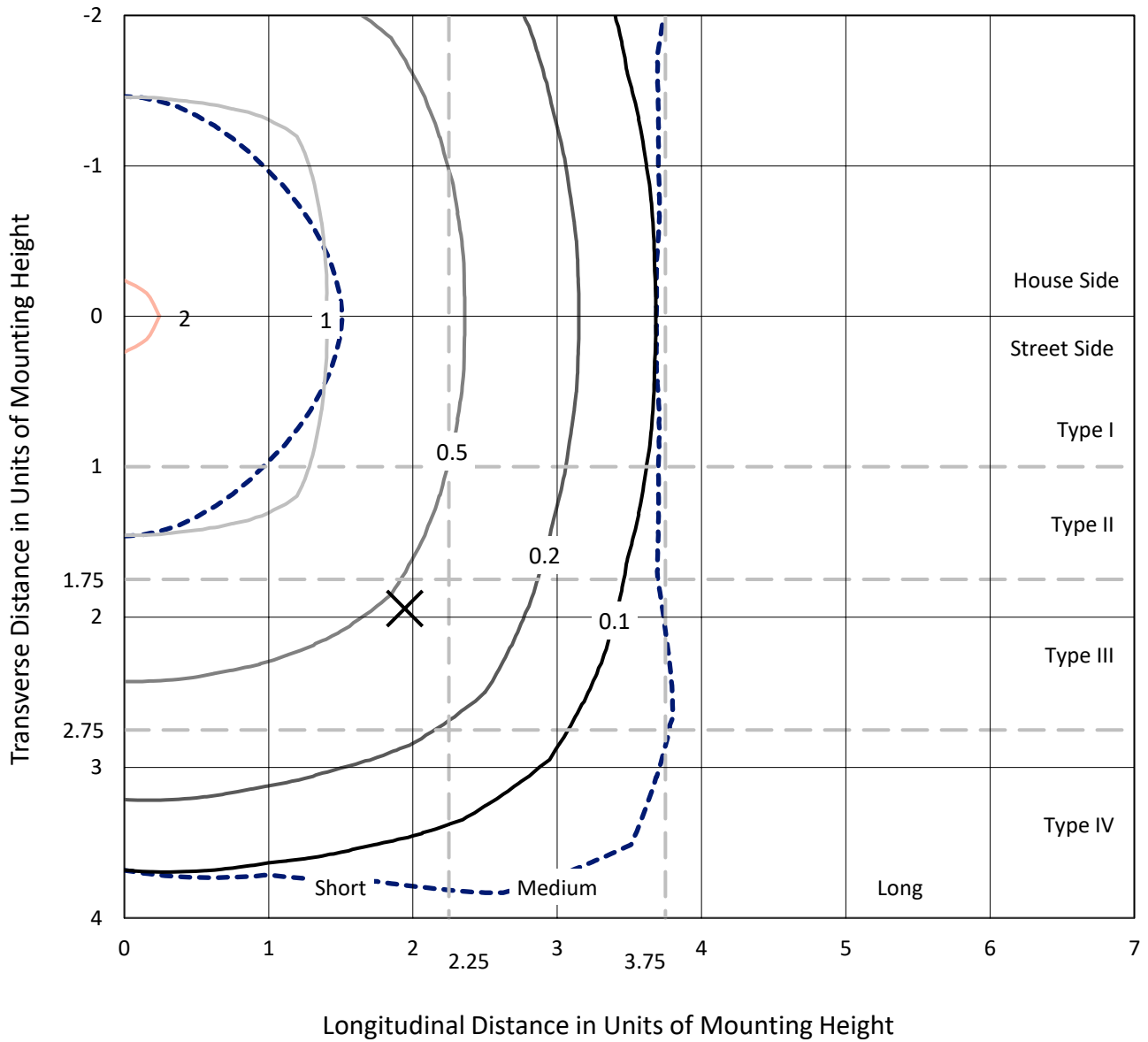
Input Watts (W): 129
Input Voltage (V): NR
Input Current (A_{in}): NR
Voltage Rise (V): NR
Power Factor: NR
Total Harmonic Distortion (THDi): NR
Frequency (hertz): 60
Stabilization Time: NR
Operation Time: NR
Ambient Temperature (°C): NR
Test Distance: 24 FT



REPORT NUMBER: P387052
 CATALOG NUMBER: GWC-SA2D-740-U-5WQ

Iso-Footcandle Lines of Horizontal Illumination

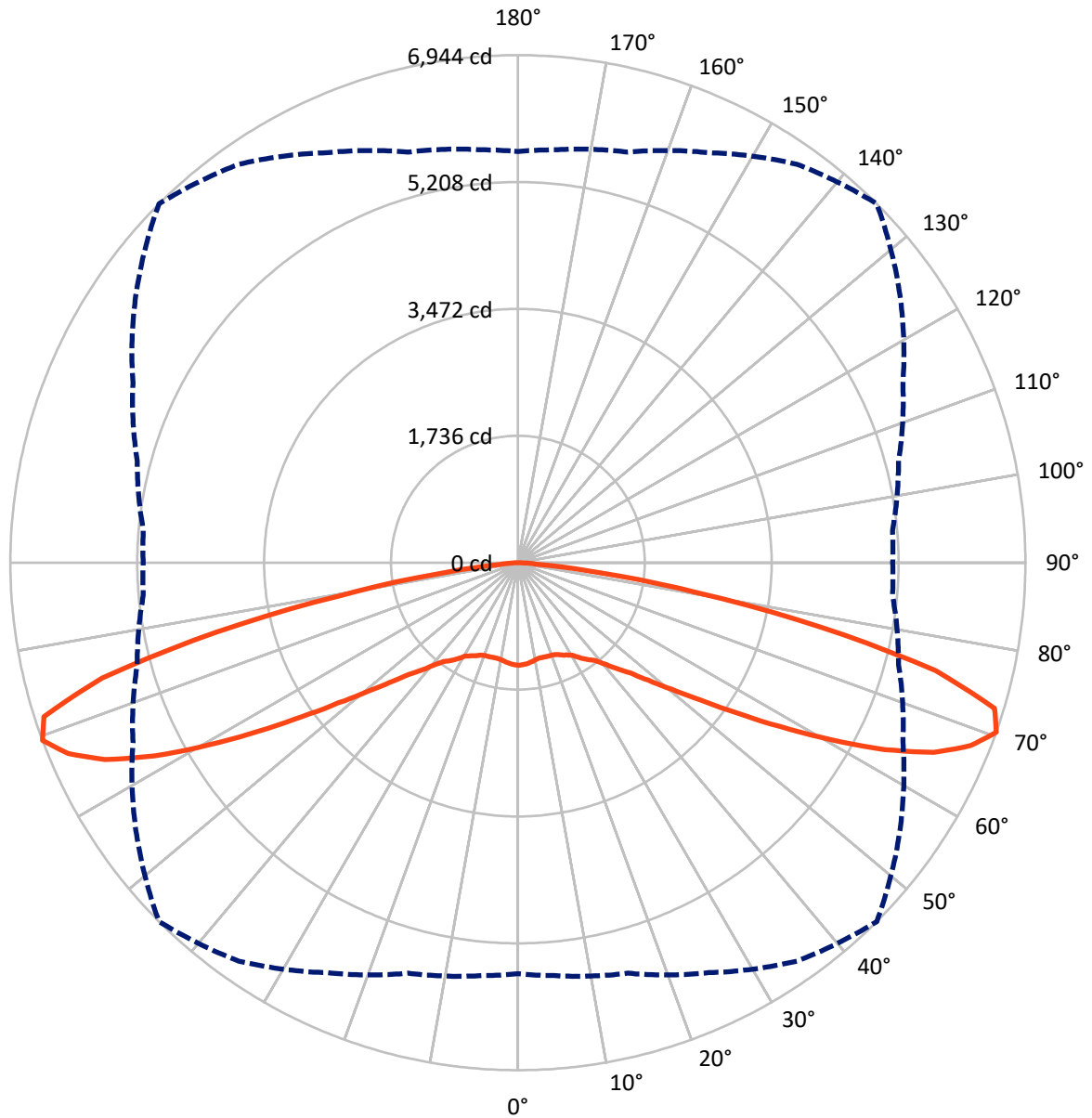
× Max cd
 - - - 1/2 Max cd



Based on 25 foot mounting height. Maximum calculated value = 2.2 fc
 Type V - Short - N/A

REPORT NUMBER: P387052
CATALOG NUMBER: GWC-SA2D-740-U-5WQ

Luminous Intensity Polar Plot



— Vertical Plane Through 45-Deg Lateral - - - Horizontal Cone Through 70-Deg Vertical

REPORT NUMBER: P387052

CATALOG NUMBER: GWC-SA2D-740-U-5WQ

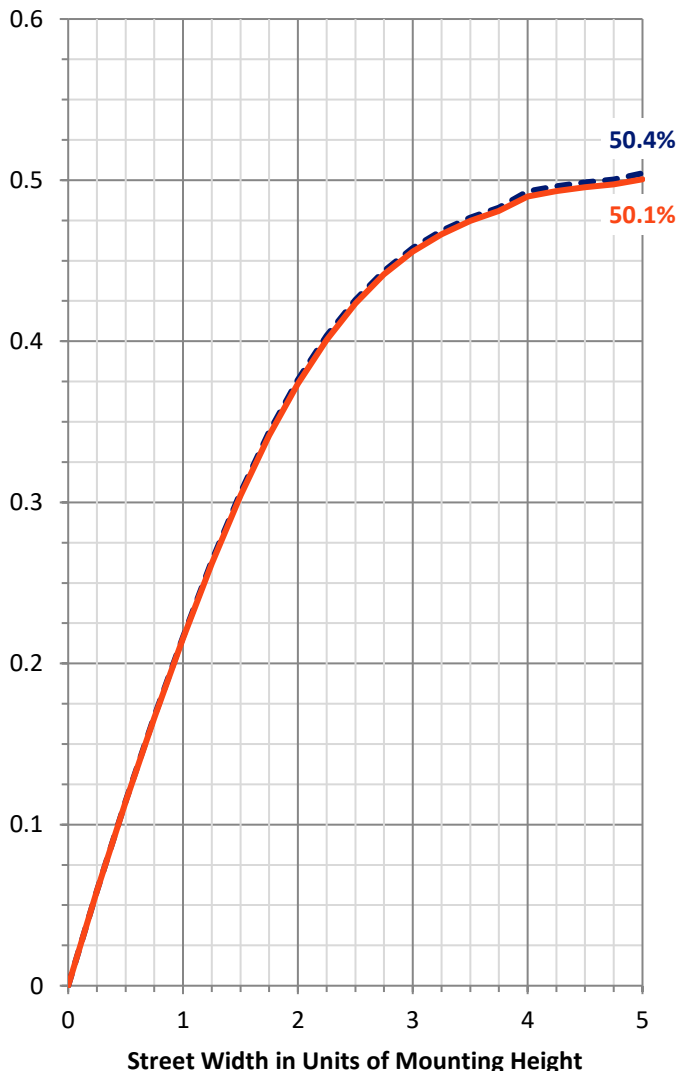
FLUX DISTRIBUTION:

		Downward	Upward	Total
House Side	Lumens	8528.0	0.0	8528.0
	% Fixture	50.0	0.0	50.0
Street Side	Lumens	8528.0	0.0	8528.0
	% Fixture	50.0	0.0	50.0
Total	Lumens	17056.0	0.0	17056.0
	% Fixture	100.0	0.0	100.0

Coefficient of Utilization

ZONAL LUMENS:

Zone	Lumens	% Fixture
0°-10°	131.0	0.8
10°-20°	382.7	2.2
20°-30°	652.5	3.8
30°-40°	1019.5	6.0
40°-50°	1727.9	10.1
50°-60°	3150.9	18.5
60°-70°	5424.4	31.8
70°-80°	4251.9	24.9
80°-90°	315.3	1.8
90°-100°	0.0	0.0
100°-110°	0.0	0.0
110°-120°	0.0	0.0
120°-130°	0.0	0.0
130°-140°	0.0	0.0
140°-150°	0.0	0.0
150°-160°	0.0	0.0
160°-170°	0.0	0.0
170°-180°	0.0	0.0
0°-90°	17056.0	100.0
0°-180°	17056.0	100.0



REPORT NUMBER: P387052

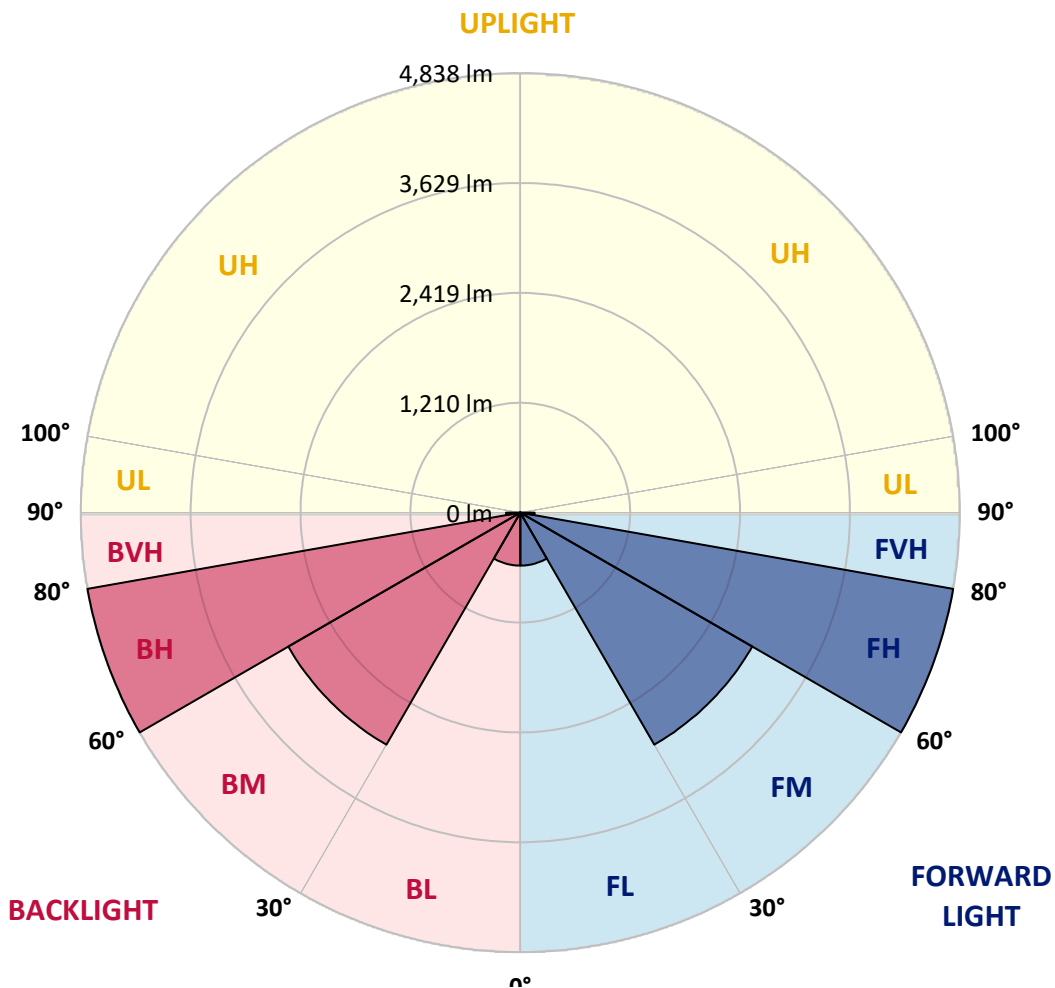
CATALOG NUMBER: GWC-SA2D-740-U-5WQ

LUMINAIRE CLASSIFICATION SYSTEM LUMEN TABLE AND BUG RATING:

Zone	Lumens	% Fixture	Zone Rating/Lumen Limit		
			B	U	G
FL (0°-30°)	583.1	3.4			
FM (30°-60°)	2949.1	17.3			
FH (60°-80°)	4838.2	28.4			G2/5000
FVH (80°-90°)	157.6	0.9			G2/225
BL (0°-30°)	583.1	3.4	B2/1000		
BM (30°-60°)	2949.1	17.3	B3/5000		
BH (60°-80°)	4838.2	28.4	B4/5000		G2/5000
BVH (80°-90°)	157.6	0.9			G2/225
UL (90°-100°)	0.0	0.0		U0/0	
UH (100°-180°)	0.0	0.0		U0/0	

BUG Rating: B4-U0-G2

Type V Short





REPORT NUMBER: P387052

CATALOG NUMBER: GWC-SA2D-740-U-5WQ

CANDELA DISTRIBUTION (FULL):

	0°	5°	15°	25°	35°	45°	55°	65°	75°	85°	90°
0°	1403.7	1403.7	1403.7	1403.7	1403.7	1403.7	1403.7	1403.7	1403.7	1403.7	1403.7
2.5°	1397.5	1399.2	1397.5	1398.6	1395.8	1396.9	1396.9	1396.9	1396.4	1396.9	1395.8
5°	1385.1	1386.2	1384.0	1385.1	1383.4	1385.1	1385.7	1385.1	1384.0	1384.5	1382.3
7.5°	1366.5	1367.6	1365.9	1367.6	1365.3	1368.2	1367.6	1365.9	1364.2	1364.2	1362.0
10°	1356.3	1356.9	1352.4	1350.7	1345.6	1346.7	1348.4	1350.1	1351.8	1355.2	1354.6
12.5°	1356.9	1356.9	1350.1	1342.8	1335.4	1337.1	1340.0	1346.2	1352.9	1359.1	1359.7
15°	1362.5	1362.0	1351.8	1340.0	1334.9	1340.0	1341.6	1345.6	1356.3	1367.0	1367.6
17.5°	1366.5	1366.5	1350.7	1337.1	1336.6	1344.5	1343.9	1345.6	1357.4	1373.2	1373.8
20°	1373.8	1373.8	1353.5	1338.8	1338.8	1347.3	1347.9	1350.7	1362.5	1380.0	1382.8
22.5°	1390.2	1390.7	1369.3	1357.4	1358.6	1363.7	1365.3	1369.9	1380.6	1399.8	1403.1
25°	1413.3	1414.4	1392.4	1385.7	1389.6	1399.2	1398.1	1401.5	1413.3	1431.9	1435.3
27.5°	1445.5	1442.6	1422.3	1419.5	1423.5	1430.2	1429.7	1430.2	1439.8	1456.7	1460.7
30°	1487.2	1486.1	1471.4	1473.1	1471.4	1469.2	1469.7	1474.2	1479.3	1492.9	1496.8
32.5°	1527.8	1529.0	1519.9	1528.4	1540.8	1549.3	1536.3	1523.9	1518.2	1525.6	1529.0
35°	1601.2	1604.0	1589.9	1584.3	1601.2	1626.0	1589.3	1569.0	1580.3	1589.9	1592.7
37.5°	1725.9	1727.6	1703.9	1681.3	1668.9	1692.6	1655.9	1657.6	1697.1	1715.1	1714.6
40°	1868.0	1868.6	1852.8	1833.1	1811.6	1817.3	1802.6	1807.1	1833.1	1849.4	1853.9
42.5°	2037.3	2035.6	2010.8	1982.6	1976.4	1982.0	1957.2	1953.8	1983.7	2013.0	2013.6
45°	2256.8	2252.8	2220.7	2189.6	2159.7	2147.3	2141.1	2157.5	2198.7	2225.7	2226.3
47.5°	2493.2	2482.4	2465.5	2440.7	2414.7	2402.3	2392.2	2400.1	2430.0	2440.7	2441.8
50°	2736.3	2738.6	2742.0	2732.4	2722.8	2718.8	2692.3	2677.1	2686.1	2666.4	2663.6
52.5°	3024.6	3029.1	3061.9	3089.5	3105.9	3114.3	3064.1	3011.7	2982.3	2944.0	2932.7
55°	3364.8	3372.2	3420.1	3496.9	3575.9	3617.6	3526.8	3428.6	3337.8	3266.1	3243.0
57.5°	3744.0	3757.0	3823.0	3970.2	4132.1	4230.9	4077.4	3899.1	3723.7	3620.4	3602.4
60°	4188.6	4201.0	4292.4	4503.4	4765.7	4914.1	4681.7	4390.0	4171.6	4072.9	4039.6
62.5°	4717.8	4718.9	4831.2	5077.7	5424.1	5630.6	5315.8	4926.0	4700.9	4581.8	4549.6
65°	5287.0	5289.9	5406.1	5672.4	6030.7	6255.2	5899.8	5493.5	5218.2	5042.8	5017.9
67.5°	5689.3	5701.2	5823.6	6144.1	6479.2	6681.7	6313.9	5854.6	5536.4	5327.1	5306.2
70°	5625.0	5671.3	5815.1	6189.2	6655.2	6944.1	6381.0	5811.7	5392.0	5144.9	5127.4
72.5°	4905.7	4994.2	5186.1	5676.9	6422.2	6820.0	6014.9	5205.2	4730.2	4519.7	4488.2
75°	3340.6	3484.5	3773.9	4481.9	5486.8	5904.8	5063.6	4150.2	3703.4	3412.2	3390.8
77.5°	1489.5	1522.2	1888.9	2704.2	3786.3	4240.5	3679.1	2714.9	2037.9	1625.4	1538.6
80°	415.2	420.3	560.8	1007.1	1895.1	2491.5	2034.5	1057.9	594.7	419.2	394.9
82.5°	132.0	143.3	174.9	261.2	637.0	1136.8	653.9	282.1	200.9	160.2	144.4
85°	64.3	63.8	88.6	106.1	162.5	251.6	173.2	130.9	114.5	76.2	68.8
87.5°	27.1	27.6	41.2	37.2	47.4	40.6	55.9	58.7	61.5	33.9	29.3
90°	0.0	0.0	0.0	0.0	0.0	0.0	0.0	0.0	0.0	0.0	0.0

Signify Classified - Internal
Cooper Lighting Solutions Photometric Lab
1121 Highway 74 South
Peachtree City, GA 30269

Scaled Data Report



Report Generated By 670245982

Signify Classified - Internal
Cooper Lighting Solutions Photometric Lab
1121 Highway 74 South
Peachtree City, GA 30269

Scaled Data Report



Signify Classified - Internal
Cooper Lighting Solutions Photometric Lab
1121 Highway 74 South
Peachtree City, GA 30269

Scaled Data Report



Signify Classified - Internal
Cooper Lighting Solutions Photometric Lab
1121 Highway 74 South
Peachtree City, GA 30269

Scaled Data Report



Signify Classified - Internal
Cooper Lighting Solutions Photometric Lab
1121 Highway 74 South
Peachtree City, GA 30269

Scaled Data Report



--- HS — SS

Signify Classified - Internal
Cooper Lighting Solutions Photometric Lab
1121 Highway 74 South
Peachtree City, GA 30269

Scaled Data Report



u

Signify Classified - Internal
Cooper Lighting Solutions Photometric Lab
1121 Highway 74 South
Peachtree City, GA 30269

Scaled Data Report



(END OF REPORT)